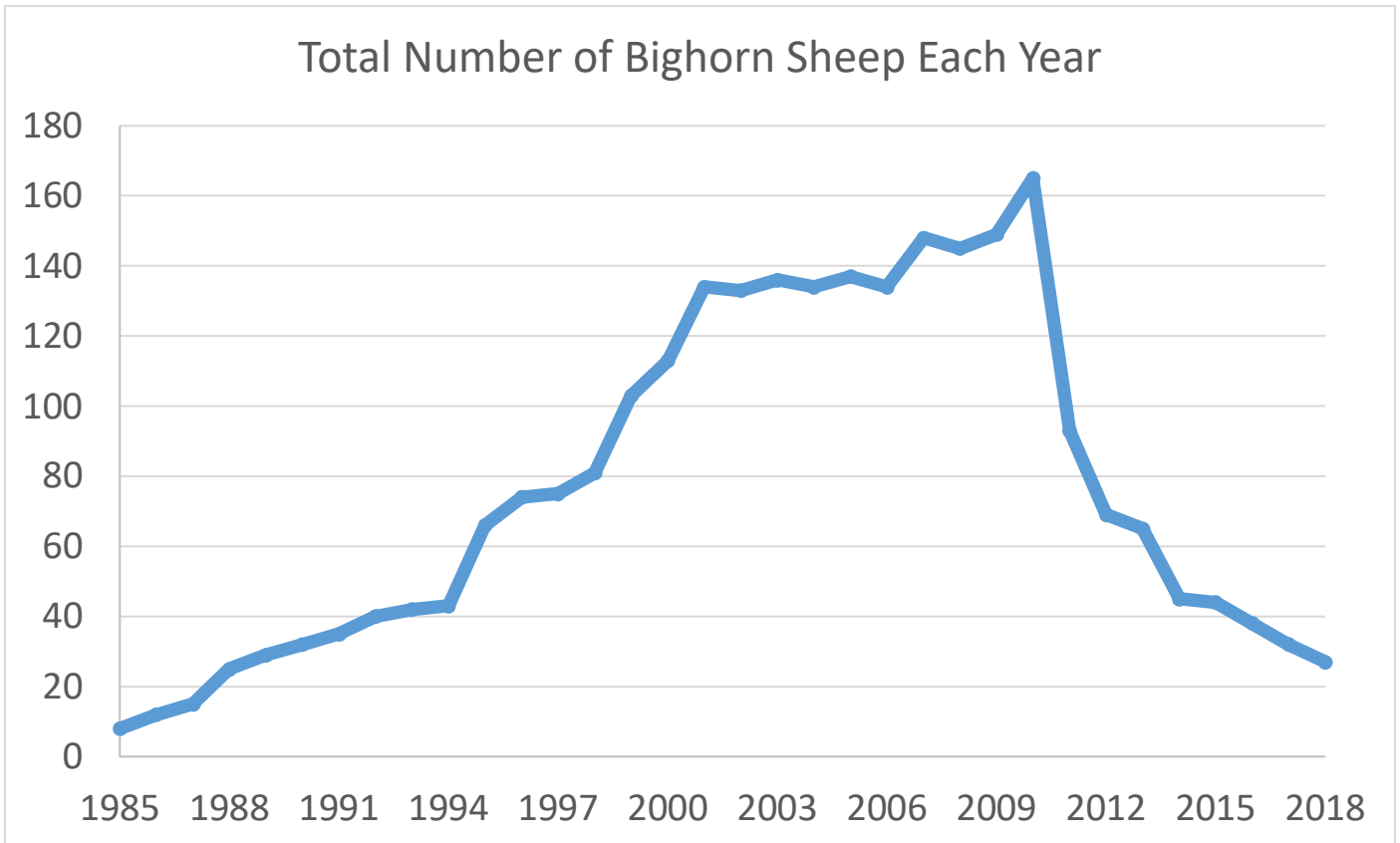


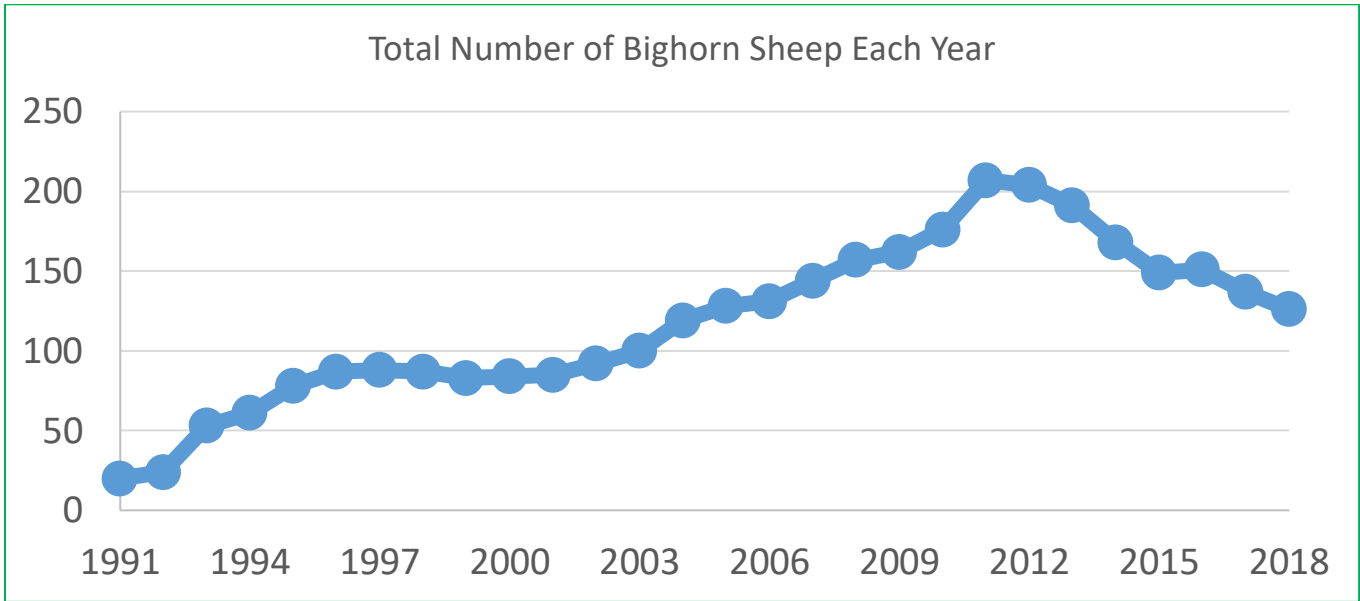
Answer Key
Team 1
Snowstorm Mountain Herd



Answer Key Team 1

YEAR	Number of EWES	Number of RAMS	Number of EWES	Number of RAMS	Total Number of Bighorn Sheep Each Year
	Yearlings	Yearlings	2+ years old	2+ years old	
1985	2	0	3	3	8
1986	1	1	8	2	12
1987	1	3	8	3	15
1988	1	1	16	7	25
1989	5	2	15	7	29
1990	3	3	18	8	32
1991	3	3	20	9	35
1992	5	5	20	10	40
1993	2	2	22	16	42
1994	4	4	22	13	43
1995	6	6	38	16	66
1996	8	7	40	19	74
1997	6	6	42	21	75
1998	8	8	42	23	81
1999	12	12	53	26	103
2000	14	12	59	28	113
2001	18	18	65	33	134
2002	9	9	73	42	133
2003	12	12	73	39	136
2004	7	7	75	45	134
2005	11	10	72	44	137
2006	8	8	75	43	134
2007	17	17	75	39	148
2008	10	10	81	44	145
2009	13	13	82	41	149
2010	18	18	86	43	165
2011	9	9	50	25	93
2012	0	0	54	15	69
2013	1	2	48	14	65
2014	0	0	31	14	45
2015	4	4	26	10	44
2016	1	1	25	11	38
2017	2	2	15	13	32
2018	2	2	14	9	27

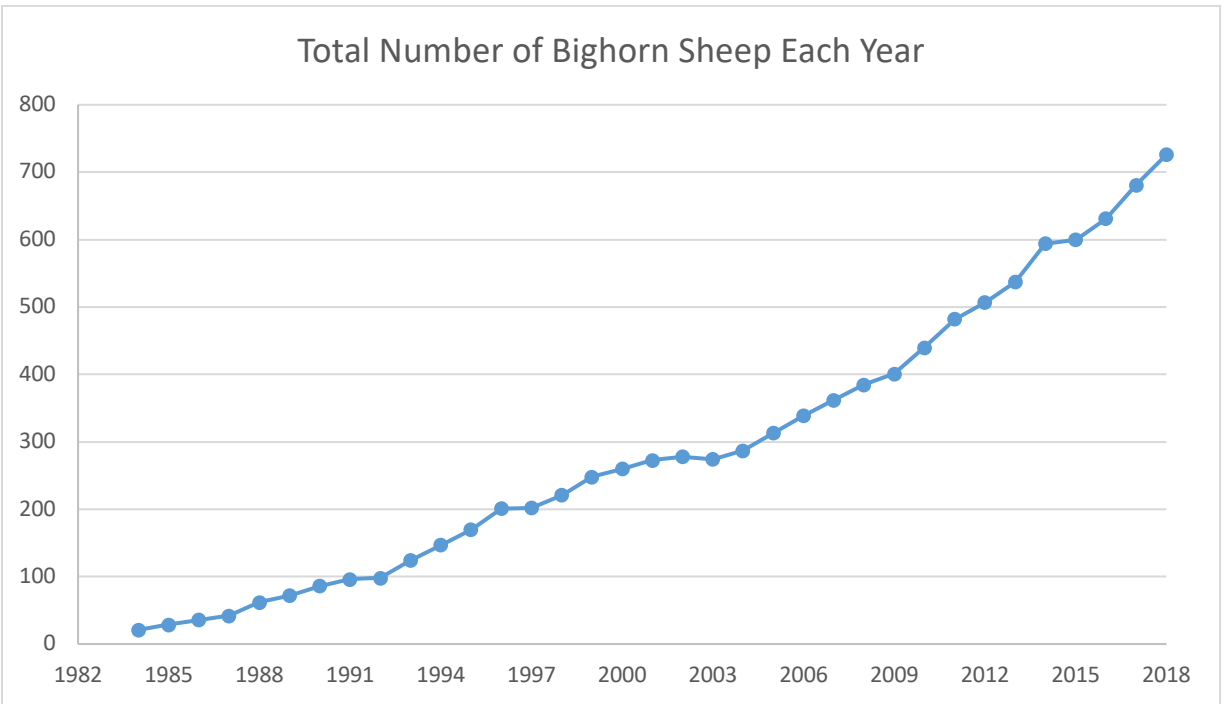
Answer Key
Team 2
Sheep Creek Range Herd



Answer Key
Team 2
Sheep Creek Range Herd

YEAR	Number of EWES	Number of RAMS	Number of EWES	Number of RAMS	Total Number of Bighorn Sheep Each Year
	Yearlings	Yearlings	2+ years old	2+ years old	
1991	0	16	2	2	20
1992	3	15	3	3	24
1993	5	36	4	8	53
1994	6	37	7	11	61
1995	9	45	9	15	78
1996	9	48	9	21	87
1997	6	49	6	27	88
1998	5	47	6	29	87
1999	5	44	6	28	83
2000	8	41	8	27	84
2001	8	42	8	27	85
2002	10	43	11	28	92
2003	10	46	11	33	100
2004	17	49	18	35	119
2005	13	57	14	44	128
2006	10	62	10	49	131
2007	15	63	15	51	144
2008	17	69	17	54	157
2009	14	75	15	58	162
2010	18	79	19	60	176
2011	28	86	28	65	207
2012	23	84	23	74	204
2013	10	93	9	79	191
2014	11	76	10	71	168
2015	9	66	10	64	149
2016	16	61	16	58	151
2017	9	61	9	58	137
2018	8	59	8	51	126

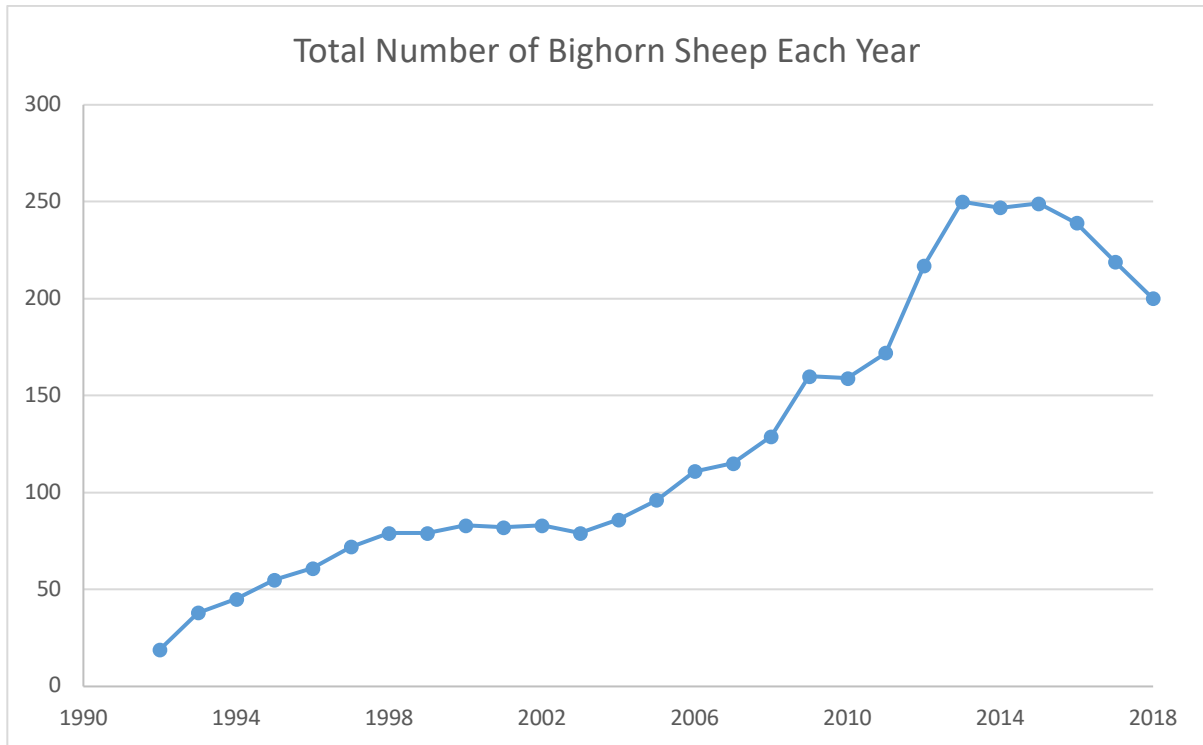
Answer Key
Team 3
Gabbs-Gillis Range Herd



Answer Key
Team 3: Gabbs-Gillis Range Herd

YEAR	Number of EWES	Number of RAMS	Number of EWES	Number of RAMS	Total Number of Bighorn Sheep Each Year
	Yearlings	Yearlings	2+ years old	2+ years old	
1984	3	1	13	4	21
1985	5	4	15	5	29
1986	5	4	18	9	36
1987	5	5	20	12	42
1988	4	4	38	16	62
1989	5	8	36	23	72
1990	6	8	42	30	86
1991	10	10	44	32	96
1992	7	7	50	34	98
1993	14	14	62	34	124
1994	21	22	69	35	147
1995	23	22	81	44	170
1996	28	27	94	52	201
1997	16	15	110	61	202
1998	24	23	112	62	221
1999	31	28	120	69	248
2000	25	24	135	76	260
2001	25	24	144	80	273
2002	32	31	132	83	278
2003	19	20	145	90	274
2004	29	29	143	86	287
2005	36	36	148	93	313
2006	36	38	161	104	339
2007	40	40	167	115	362
2008	40	42	177	126	385
2009	39	40	186	136	401
2010	48	49	197	146	440
2011	54	55	216	157	482
2012	48	49	237	173	507
2013	53	54	255	175	537
2014	67	67	275	185	594
2015	45	45	304	206	600
2016	66	66	295	204	631
2017	73	74	321	213	681
2018	78	78	350	220	726

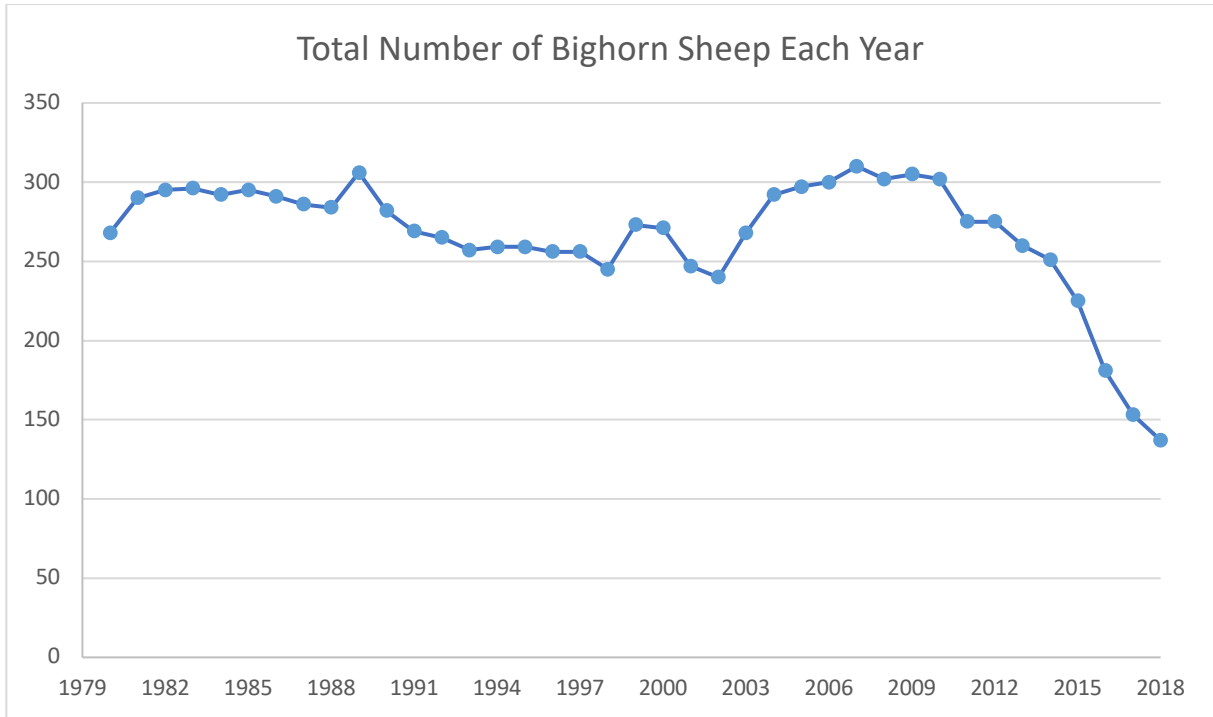
Answer Key
Team 4
Bare Mountain Herd



Answer Key
Team 4
Bare Mountain Herd

	Number of EWES	Number of RAMS	Number of EWES	Number of RAMS	Total Number of Bighorn Sheep
YEAR	Yearlings	Yearlings	2+ years old	2+ years old	Each Year
1992	1	0	13	5	19
1993	2	2	26	8	38
1994	5	5	25	10	45
1995	4	4	28	19	55
1996	5	5	30	21	61
1997	8	8	32	24	72
1998	6	6	37	30	79
1999	3	3	39	34	79
2000	6	6	38	33	83
2001	6	6	38	32	82
2002	6	7	38	32	83
2003	5	5	39	30	79
2004	9	9	38	30	86
2005	11	11	43	31	96
2006	13	13	48	37	111
2007	10	10	55	40	115
2008	6	6	70	47	129
2009	13	13	81	53	160
2010	10	10	85	54	159
2011	14	14	89	55	172
2012	35	35	92	55	217
2013	24	25	118	83	250
2014	28	28	101	90	247
2015	22	15	114	98	249
2016	13	12	115	99	239
2017	15	15	97	92	219
2018	12	12	90	86	200

Answer Key
Team 5
Spring Mountain Herd



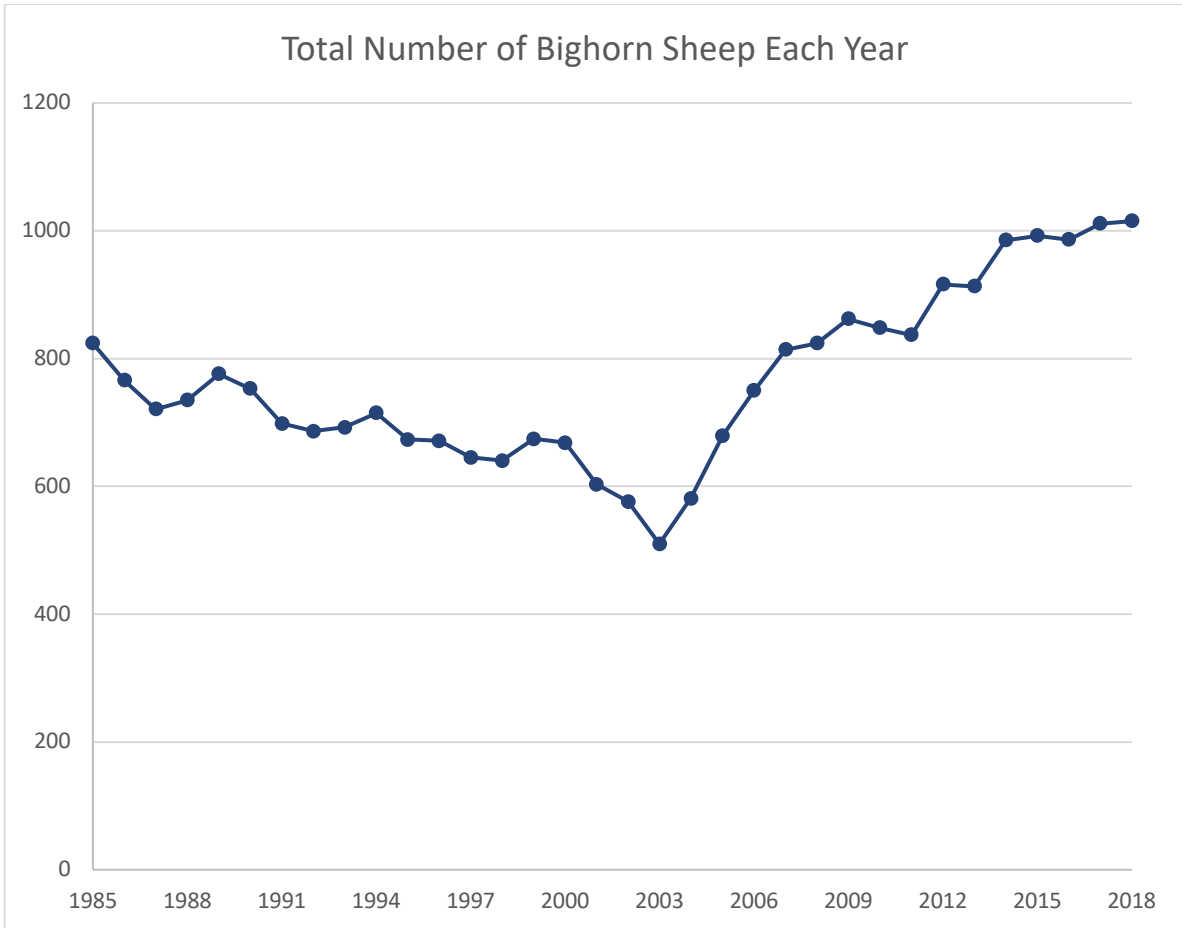
Answer Key
Team 5
Spring Mountain Herd

YEAR	Number of EWES	Number of RAMS	Number of EWES	Number of RAMS	Total Number of Bighorn Sheep Each Year
	Yearlings	Yearlings	2+ years old	2+ years old	
1980	14	20	144	90	268
1981	31	32	140	87	290
1982	27	27	148	93	295
1983	26	26	148	96	296
1984	24	25	148	95	292
1985	25	26	148	96	295
1986	24	24	148	95	291
1987	22	22	147	95	286
1988	23	24	145	92	284
1989	36	39	141	90	306
1990	22	23	138	99	282
1991	19	19	133	98	269
1992	21	21	127	96	265
1993	19	19	124	95	257
1994	22	22	124	91	259
1995	21	21	126	91	259
1996	21	21	125	89	256
1997	26	26	117	87	256
1998	22	22	114	87	245
1999	35	35	117	86	273
2000	22	22	130	97	271
2001	12	12	131	92	247
2002	21	21	122	76	240
2003	34	34	123	77	268
2004	34	34	136	88	292
2005	26	26	146	99	297
2006	24	24	150	102	300
2007	29	29	151	101	310
2008	21	21	157	103	302
2009	25	25	153	102	305
2010	25	25	154	98	302

2011	13	13	154	95	275
2012	25	25	141	84	275
2013	15	15	142	88	260
2014	19	19	134	79	251
2015	12	12	127	74	225
2016	3	3	113	62	181
2017	6	6	95	46	153
2018	9	9	81	38	137

Answer Key
Team 5
Spring Mountain Herd

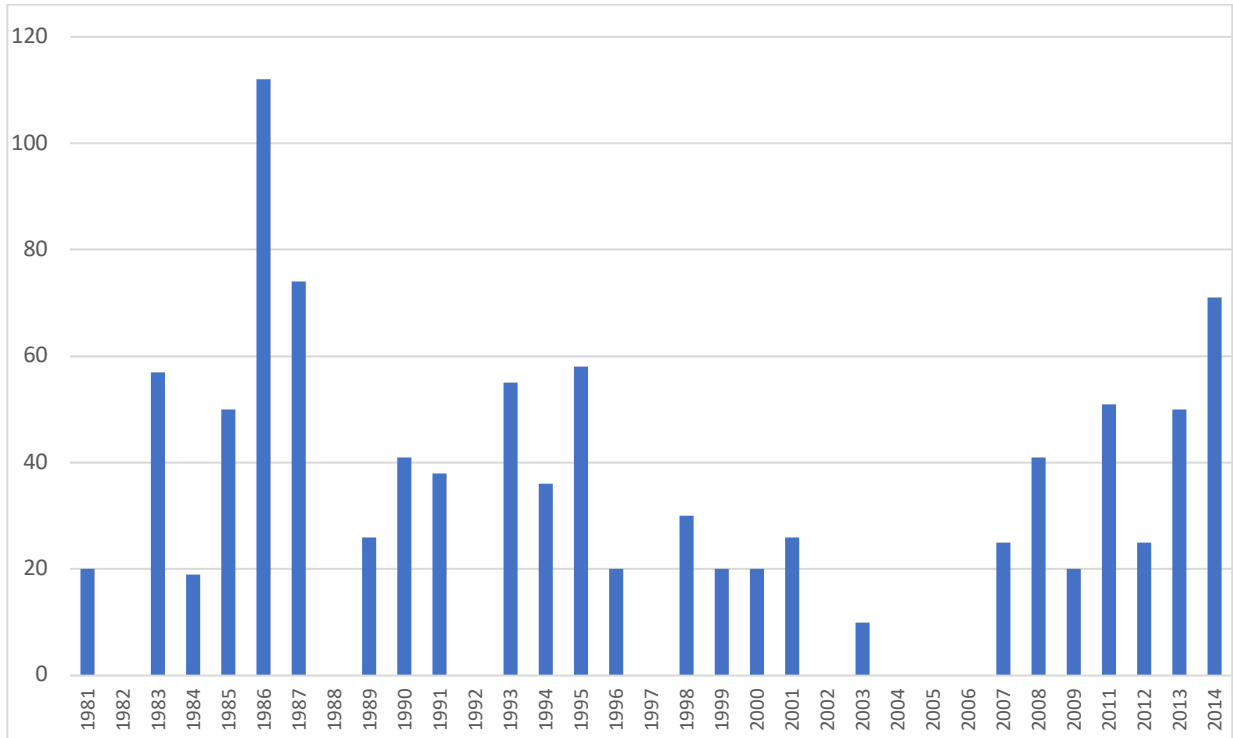
Answer Key
Team 6
Muddys and Black Herd



Answer Key
Team 6
Muddys and Black Herd

YEAR	Number of EWES	Number of RAMS	Number of EWES	Number of RAMS	Total Number of Bighorn Sheep Each Year
	Yearlings	Yearlings	2+ years old	2+ years old	
1985	77	76	377	294	824
1986	64	56	353	293	766
1987	58	56	334	273	721
1988	59	58	356	262	735
1989	81	78	363	254	776
1990	53	52	383	265	753
1991	45	43	362	248	698
1992	46	45	359	236	686
1993	70	69	334	219	692
1994	77	74	339	225	715
1995	56	55	336	226	673
1996	57	53	343	218	671
1997	36	36	362	211	645
1998	57	56	332	195	640
1999	69	70	333	202	674
2000	53	51	349	215	668
2001	29	26	340	208	603
2002	53	51	297	175	576
2003	25	24	288	173	510
2004	68	65	288	160	581
2005	79	79	329	192	679
2006	87	84	362	217	750
2007	93	90	396	235	814
2008	73	71	415	265	824
2009	84	84	411	283	862
2010	49	50	441	308	848
2011	43	42	448	304	837
2012	109	108	412	287	916
2013	68	65	460	320	913
2014	109	110	450	316	985
2015	104	106	448	334	992
2016	69	69	483	365	986
2017	93	92	469	357	1011
2018	80	79	480	376	1015

Answer Key
Team 6
Extra Graph/Table



Year	# of Bighorns transplanted from Muddys/Black Mnt Herd to other NV herds	# of Bighorns transplanted from Muddys/Black Mnt Herd to other herds OUTSIDE Nevada
1981	20	0
1982	0	0
1983	42	15
1984	17	2
1985	29	21
1986	77	35
1987	74	0
1988	0	0
1989	26	0
1990	22	19
1991	38	0
1992	0	0
1993	55	0

1994	16	20
1995	36	22
1996	0	20
1997	0	0
1998	30	0
1999	20	0
2000	0	20
2001	26	0
2002	0	0
2003	10	0
2004	0	0
2005	0	0
2006	0	0
2007	25	0
2008	41	0
2009	0	20
2011	51	0
2012	0	25
2013	0	50
2014	0	71
TOTAL	655	340

Year	Number of bighorn sheep transplanted FROM the Muddys/Black Mnts Herd
1981	20
1982	0
1983	57
1984	19
1985	50
1986	112
1987	74
1988	0
1989	26
1990	41
1991	38
1992	0
1993	55
1994	36
1995	58

Answer Key
Team 6
Extra Graph/Table

1996	20
1997	0
1998	30
1999	20
2000	20
2001	26
2002	0
2003	10
2004	0
2005	0
2006	0
2007	25
2008	41
2009	20
2011	51
2012	25
2013	50
2014	71
TOTAL	995

Answer Key
Team 6
Extra Graph/Table